

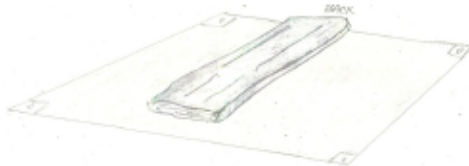


770-787-1869


## Joust Setup



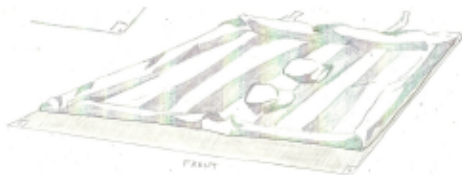
1. Layout 20' x 30' tarp and stake down corners.



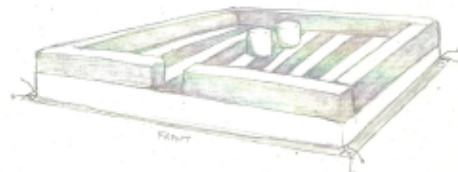
2. Set roll on back side and unroll to front.



3. Unfold sides until unit covers tarp.



4. With unit unfolded, attach blower to one tube, close the other tube shut with strap, close any Velcro flaps, inflate.



5. When unit is inflated, stake down corners. Unit should take 5 - 8 minutes to inflate, make sure deflation flaps are all closed.



6. Detail of blower on inflation tube.

1. Layout 20' x 30' tarp and stake down corners.
2. Set roll on back side and unroll to front.
3. Unfold sides until unit covers tarp.
4. With unit unfolded, attach blower to one tube, close the other tube shut with strap, close any Velcro flaps, inflate.

770-787-1869

5. When unit is inflated, stake down corners. Unit should take 5 – 8 minutes to inflate, make sure deflation flaps are all closed.

6. Detail of blower on inflation tube.

## Joust Setup