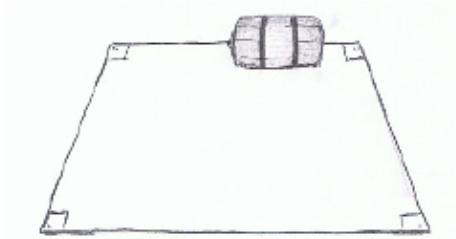
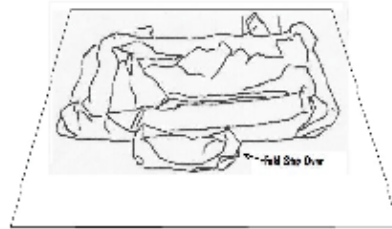




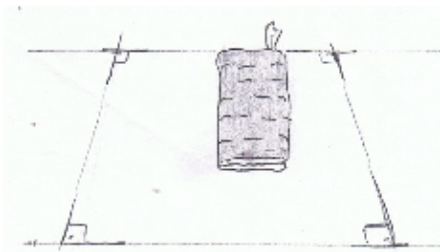
Jumper Setup Instructions



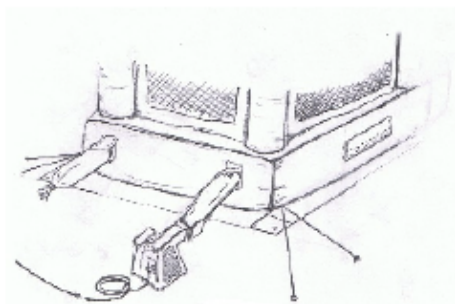
Lay out tarp and stake down. Place jumper on back side.



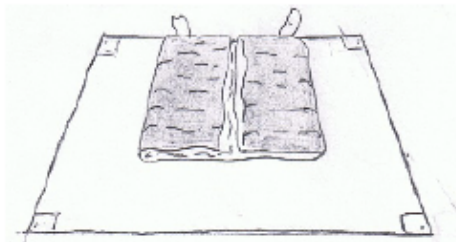
Lay out the unit where there is room at front of step.



Remove straps. Unroll jumper toward the front.



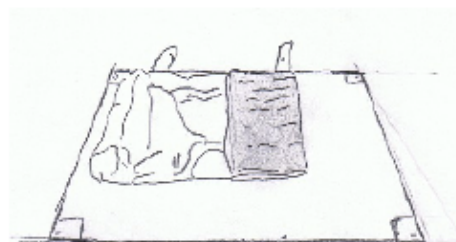
Attach blower to one tube. Close second tube, close the velcro flaps (Truck and Race car has flaps on ea. Tire)



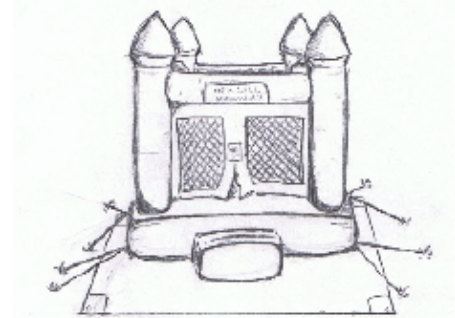
Start opening the unit and keep centered on tarp.



Detail of inflation tube on blower. Blower runs continuously.



Open sides and spread out over tarp.



After unit inflates, stake down the corners.